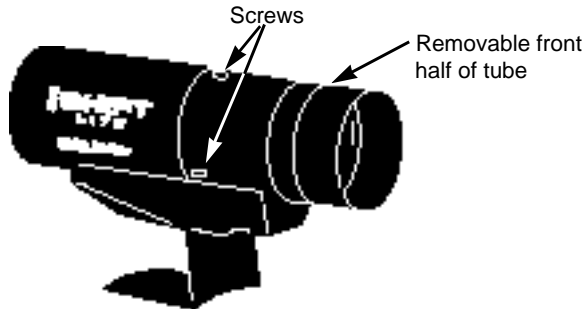


## Four Steps for LED Installation

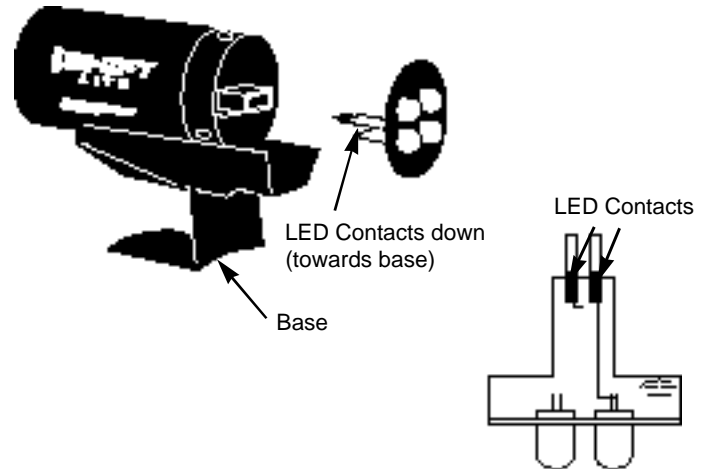
### 1. Remove Front Half of Shift Lite Tube

1. Remove the 3 screws that secure the front half of the shift lite tube to the back half of the tube.
2. Remove the front half of the tube from the shift lite.



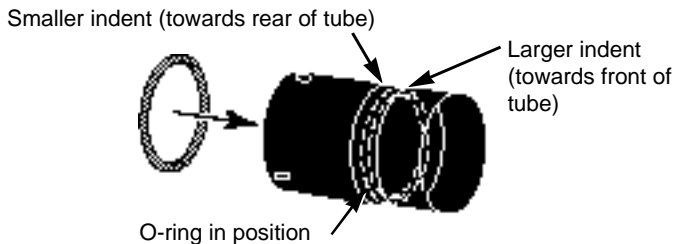
### 2. Install LED Conversion

1. Remove the light bulb.
2. Install the LED conversion kit with the LED electric contacts down (towards base) as shown.



### 3. Remove Front Half of Shift Lite Tube

1. Remove retainer ring and lens from the removed front half of tube.
2. Insert O-ring into back half of tube. Place O-ring between two indents as shown below. This ring will hold the conversion kit secure in tube.



### 4. Assemble and Test

1. Replace front half of tube and screws. Some force may be required to line up screw holes.
2. Check LED operation by turning on ignition key. LEDs should light up and go out. (Self test feature of shift-lite.)
3. If LEDs do not light up and go out, conversion kit is probably installed up side down.



## SERVICE

For service send your product to Auto Meter in a well packed shipping carton. Please include a note explaining what the problem is along with your phone number. Please specify when you need the product back. If you need it back immediately mark the outside of the box "RUSH REPAIR," and Auto Meter will service product within two days after receiving it. (\$10.00 charge will be added to the cost of "RUSH REPAIR.") If you are sending product back for Warranty adjustment, you must include a copy (or original) of your sales receipt from the place of purchase.

### 12 MONTH LIMITED WARRANTY

Auto Meter Products, Inc. warrants to the consumer that all Auto Meter High Performance products will be free from defects in material and workmanship for a period of twelve (12) months from date of the original purchase. Products that fail within this 12 month warranty period will be repaired or replaced at Auto Meter's option to the consumer, when it is determined by Auto Meter Products, Inc. that the product failed due to defects in material or workmanship. This warranty is limited to the repair or replacement of parts in the Auto Meter instruments. In no event shall this warranty exceed the original purchase price of the Auto Meter instruments nor shall Auto Meter Products, Inc. be responsible for special, incidental or consequential damages or costs incurred due to the failure of this product. Warranty claims to Auto Meter must be transportation prepaid and accompanied with dated proof of purchase. This warranty applies only to the original purchaser of product and is non-transferable. All implied warranties shall be limited in duration to the said 12 month warranty period. Breaking the instrument seal, improper use or installation, accident, water damage, abuse, unauthorized repairs or alterations voids this warranty. Auto Meter Products, Inc. disclaims any liability for consequential damages due to breach of any written or implied warranty on all products manufactured by Auto Meter.